



## Monthly Clinical data of Hospital

**February 2025**


Item	Total Number	Daily Average
Total OPD Patient (At the end of OPD Timing)	37644	1569
Total IPD Patient	15090	
Average daily bed occupancy in the month	539	
Casualty attendance (24 hrs. data)	1233	44
No. of admissions	1874	67
No. of beds Required	605	
No. of beds Occupied	15090	539
Bed occupancy%	89%	
No. of Births	119	
No. of Deaths	25	
<b><u>Operative Work</u></b>		
No. of major surgical operations	443	18
No. of minor/day-care surgical procedures	1614	58
No. of normal deliveries	57	2
No. of caesarian sections	62	2
<b><u>Investigations</u></b>		
	<b>O.P. D</b>	<b>I.P.D</b>
Histopathology	30	385
Cytopathology	304	81
Hematology	66522	51454
Clinical Pathology	22285	8845
Bio-Chemistry	22895	32286
Culture Sensitivity samples	341	2411
Serology	3898	3939
<b><u>Radiological Investigations</u></b>		
<b>(No. of cases)</b>		
X-ray	1720	1772
Ultrasonography	565	759
C.T. Scans	74	341
MRI	97	196



**Medical Record Officer**  
**Symbiosis University Hospital**  
**& Research Centre**  
 Gram Lavale Tal. Mulshi, Dist-Pune-412115.



**Medical Superintendent**  
 Symbiosis Medical College for Women &  
 Symbiosis University Hospital and Research Centre  
 Gram-Lavale, Tal-Mulshi, Dist-Pune-412 115.




Symbiosis Medical College for Women  
 Gram-Lavale, Tal-Mulshi, Dist-Pune-412115.

## Surgical Department Wise Monthly Data - February 2025

Sr.No	Depadment	Total Major Surgery (including Emergency)	Total Minor Surgery (including Emergency)	Total Emergency Surgery
1	General Surgery	139	488	104
2	Orthopedics	76	188	0
3	ENT	29	167	0
4	Ophthalmology	86	242	0
5	OBGY	113	223	32



**Medical Record Officer**  
**Symbiosis University Hospital**  
**& Research Centre**  
Gram Lavale Tal. Mulshi, Dist-Pune-412115.



**Medical Superintendent**  
Symbiosis Medical College for Women &  
Symbiosis University Hospital and Research Centre  
Gram-Lavale, Tal-Mulshi, Dist-Pune-412 115.

## Monthly Department Wise Clinical Data - February 2025

Sr. No	Item	General Medicine	Psychiatry	Dermatology	Pediatrics	General Surgery	Orthopedics	ENT	Ophthalmology	OBGy
1	Total OPD Patient	11415	1516	2577	2736	5314	3226	3254	3733	2606
2	Total IPD Patient	4154	401	278	2096	3810	1498	496	504	1853
3	Total beds	150	15	10	75	150	60	20	20	75
4	Average daily bed occupancy in the month	98.90	95.48	99.29	99.81	90.71	89.17	88.57	90.00	88.24
5	Histopatholog	32	0	20	0	81	4	38	2	238
6	Cytopathology	27	0	2	1	35	4	7	0	309
7	Hematology	40143	2843	3583	12467	18091	9789	3889	8608	18561
8	Clinical Pathology	10427	868	1158	3044	4467	2692	1135	2381	4959
9	Bio-Chemistry	19064	1124	1306	6259	8996	4389	1630	3837	8575
10	Culture Sensitivity samples	979	36	29	353	501	201	63	173	418
11	Serology	2685	175	215	656	1235	639	247	560	1226
12	X-rays	1053	3	17	164	574	1343	79	6	74
13	Ultra-Sound	338	8	21	142	345	37	5	0	413
14	CT-scan	155	1	1	5	141	45	23	3	1
15	MRI	105	1	1	13	45	97	8	3	20

**Medical Record Officer**  
**Symbiosis University Hospital**  
 & Research Centre  
 Gram Lavale Tal. Mulshi, Dist-Pune-412115.

**Medical Superintendent**  
 Symbiosis Medical College for Women &  
 Symbiosis University Hospital and Research Centre  
 Gram-Lavale, Tal-Mulshi, Dist-Pune-412 115.

**Medical Officer for Women**  
 Symbiosis Medical College for Women  
 Gram-Lavale, Tal-Mulshi, Dist-Pune-412115.